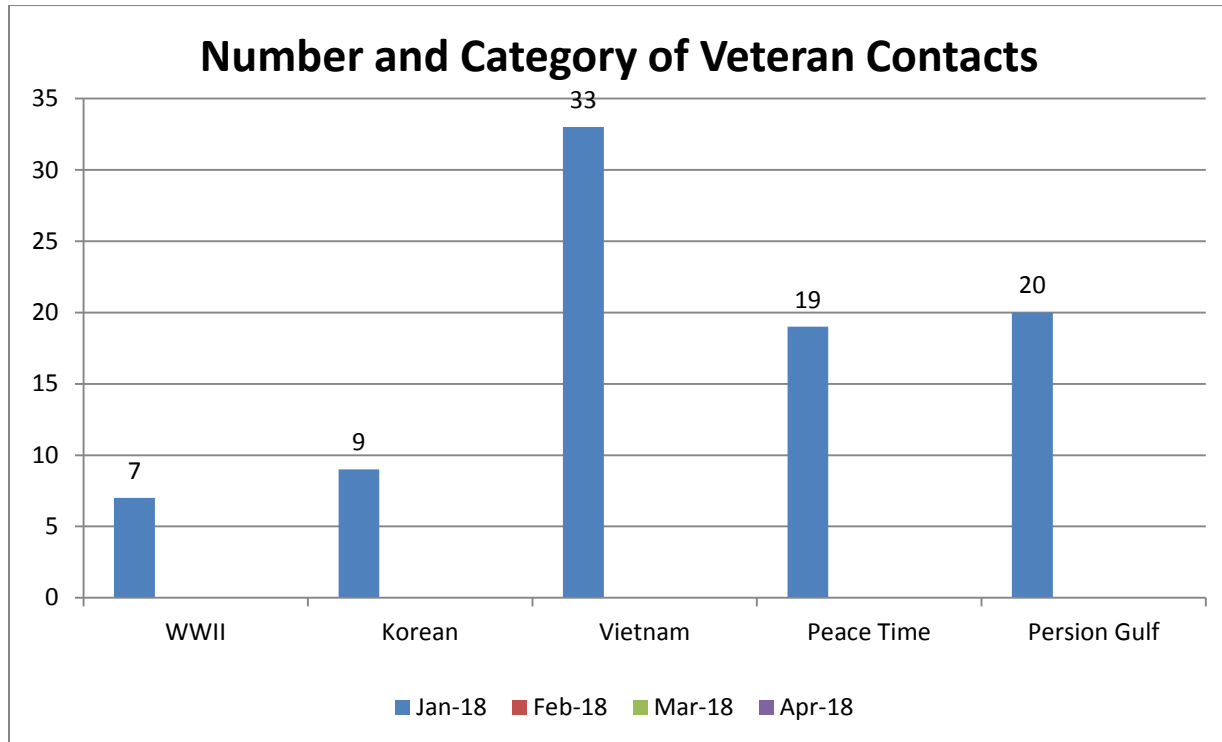
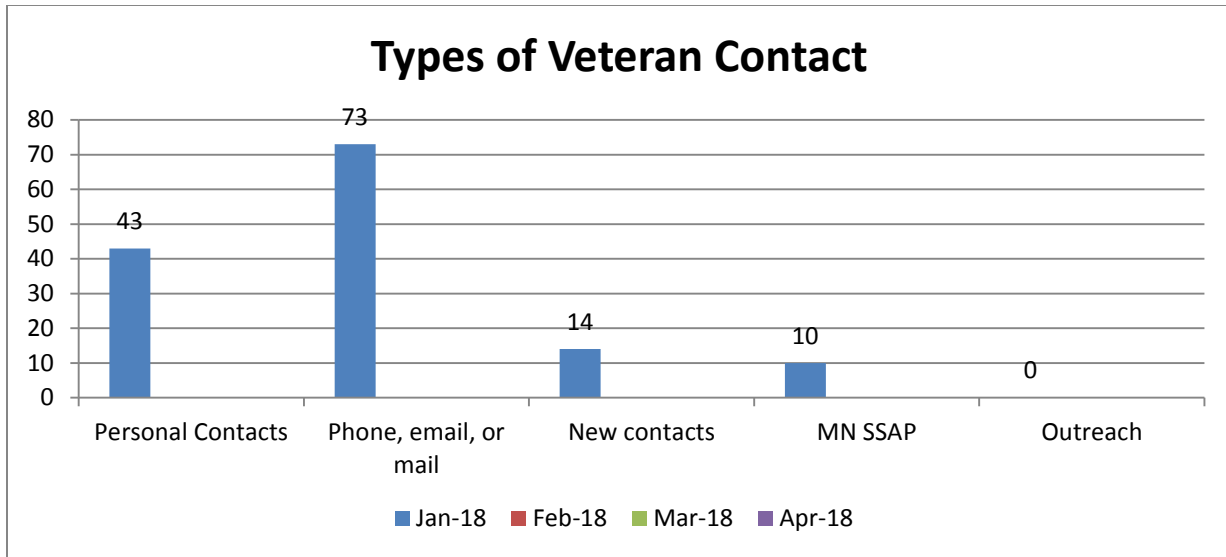


Benton County, Minnesota
Quarterly Veterans Service Officer Report
VSO: George Fiedler
Jan – Apr 2018



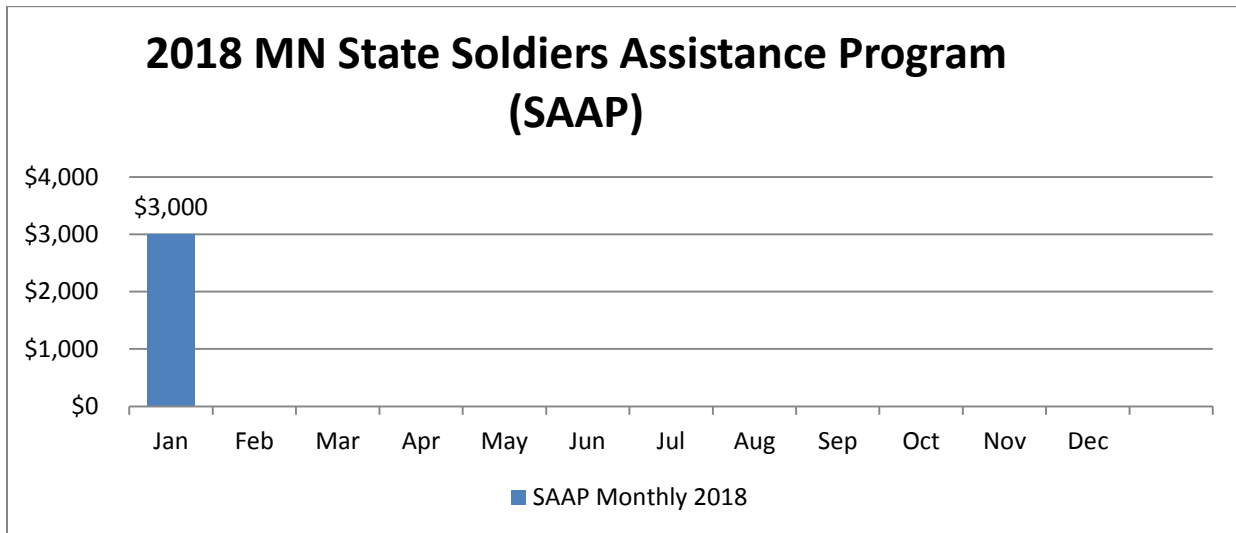
Notes for above chart:

- A “contact” means a vet was talked to about VA or State Veteran issues and/or some type of benefit/service was requested or completed. A veteran is counted as a “contact” each time they are talked to, i.e. multiple times per day or on different days.
- Periods of War: (This is the category of Veteran on the chart above)
 - WWII- December 7, 1941 to December 31, 1946
 - Korean War- June 27, 1950 to January 31, 1955
 - Vietnam War – August 5, 1964 to May 7, 1975
 - Persian Gulf War- August 2, 1990 to on-going (Date to be Determined)
 - Peace Time: Any time outside the dates of the other categories



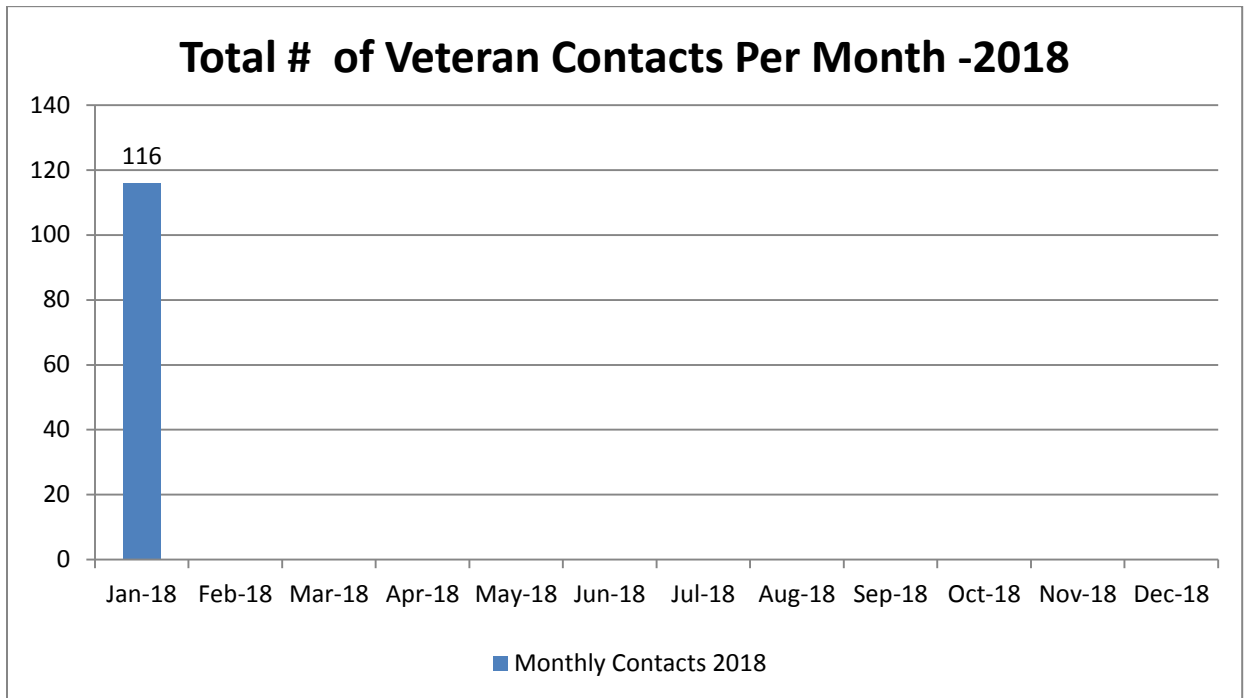
Notes for above chart:

- MN SSAP is the Minnesota State Soldiers Assistance Program.
- Outreach means a veteran or multiple veterans were talked to about VA issues outside of the Veteran Services office area.



Notes for above chart:

- This chart shows the amount of money from the State of MN going to qualified Benton County veterans. Funds from the SSAP go to vets for the following areas:
 - Special needs grant
 - Dental program
 - Optical program
 - Education Program
 - Disaster relief



Notes for above chart:

- A “contact” means a vet was talked to about VA or State Veteran issues and/or some type of benefit/service was requested or completed. A veteran is counted as a “contact” each time they are talked to, i.e. multiple times per day or on different days.

.....
Overall Notes:

- For 2017 the state and federal governments estimate we have 3012 veterans in Benton County. The Veteran Population for Minnesota is estimated to be: 337,362. The US: 21,368,000.
- For FY 2016, the total expenditure (federal money spent in the county for veterans) was: \$30,014,000. Of that, \$11,098,000 was compensation paid directly to veterans in Benton County.
- VA backlog: As of 12/23/2017 there are approximately 331,747 claims waiting to be worked nationwide. Of that, 77,200 have been waiting over 125 days. (These claims are for compensation and pension. Appeals are not counted here)
- It is estimated at least 20% of Iraq and Afghanistan veterans have PTSD and/or Depression.
- Nationwide, during 2016, Vets spent \$13.4B in federal money for education...but there are no stats on how many graduate.
- Americans still missing from our conflicts, as of Dec 13, 2017: (Source: DPMO- Defense Prisoner of War & Missing Personal Office)
 - WWII- 72,964
 - Korean- 7718
 - Vietnam- 1602
 - Persian Gulf War- 6
 - Cold War- 126